

April 27 – May 1

Virtual Learning

Parents: Please Read!!!

Weekly Learning Targets

Math: I can identify coins and their values.

Reading: I can retell a fiction story.

District requirement for virtual learning at home:

2-3 hours TOTAL of work per day. This can be a combination of must do and may do work.

Weekly Must Do:

- Weekly Slide (all learning videos and practice work).
- Showbie work (or upload work to Remind)

Weekly May Do:

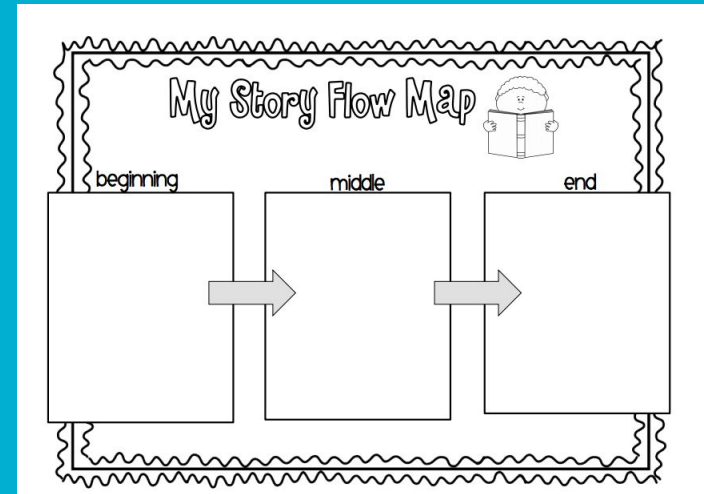

Use these if you need extra practice:

Freckle
iReady
Smarty Ants
Choice Boards
Spanish Extension Activities

Monday- ELA

This week we will focus on learning how to retell a story!

1. Listen to the [Corduroy Read Aloud](#)
2. Grab a piece of paper and fold it 3 ways. You will fill this out with Mrs Johnson as she does it. Click here: [Beginning/Middle/End](#)
3. Submit your work to your teacher on Remind.



Monday-Phonics and Letterland

1. Watch the Letterland video with Mrs. Silecchia. [Letterland-Click Here](#)
2. We have added mapping videos to help your child sound out words when they read a story. We have included an introduction video so you'll understand how it works. [What is mapping? Click here](#)
3. After you watch the introduction, you can go to the website to see the remaining videos. [Mapping Lessons \(Click Here\)](#)

Monday-Math

Click on the video below to hear Mrs. Hill do the weekly lesson on coins! You will learn about the penny, nickel, dime and quarter. The next slide is for you to reference any time your child needs a reminder of each coin. Don't forget to send the answer to the challenge problem to your teacher on remind!!

[Coin Video](#)

Penny Bubble Map



Please use these maps if your child needs help remembering the coin names.

Quarter Bubble Map



Nickel Bubble Map




Dime Bubble Map



Tuesday-ELA

1. Listen to the [Enemy Pie Read Aloud](#)
2. Grab a piece of paper and fold it into 3 columns like you did yesterday. After you listen to the story, fill out at least 3 things that happened in the beginning, middle and end. You can hit pause on the video while you watch it so you can write.



My Story Flow Map

beginning middle end

Tuesday-Phonics/Letterland

Daily Letterland Lesson:

[Letterland-Click Here](#)



Mapping Phonics Lesson:

[What is mapping? \(Click Here\)](#)

[Mapping Lessons \(Click Here\)](#)



Tuesday-Math

Today we will practice the penny and nickel. Ask an adult if you can have one of each coin to feel and look at. Make sure you are looking at the front and back of each coin so that you can remember what they are when we practice all the coins together!

Submit your work to your teacher through Remind. (The worksheets are on the next slide).

Name _____

Look at the Example. Then solve.**Example**

Which coin has more value? Which coin has less value?
 Draw circles to show the value of each coin.

5 ¢1 ¢

A nickel has more value. A penny has less value.

- 1 Which coin has more value?

Which coin has less value?

Draw circles to show the value of each coin.



____ ¢



____ ¢

A _____ has more value. A _____ has less value.

- 2 Which coin has more value? Which coin has less value?

Draw circles to show the value of each coin.



____ ¢



____ ¢

A _____ has more value.

A _____ has less value.

- 3 Which coin has more value? Which coin has less value?



____ ¢ ____ ¢

A _____ has more value.

A _____ has less value.

- 4 Look at each pair of coins. Circle the coin with more value.

Place an X on the coin with less value.



Wednesday-ELA

- 1 Click the link to listen to Mrs. Johnson show you how to answer comprehension questions with the story Corduroy. [Click Here](#)
2. Grab a piece of paper and number your paper 1-4. You can write the answers with Mrs. Johnson as she does them.
3. Send a copy of your answers to your teacher on Remind.

Wednesday-Letterland/Phonics

Daily Letterland Lesson:

[Letterland-Click Here](#)



Mapping Phonics Lesson:

[What is mapping? \(Click Here\)](#)

[Mapping Lessons \(Click Here\)](#)



Wednesday-Math

Click the link below for a learning video with Mrs. Hill. After you watch the video, you will go to the next slide and practice the dime and the quarter. Ask an adult if you can have a dime and quarter to feel and look at.

[Coin Video 2](#)

Submit your work to your teacher through Remind.

Name _____

Look at the Example. Then solve.**Example**

How many pennies equal the value of a dime?

10¢ 1¢, 2¢, 3¢, 4¢, 5¢, 6¢, 7¢, 8¢, 9¢, 10¢10 pennies

- 1 Draw pennies to equal the value of a nickel.
Tell how many pennies you drew.



1 nickel = _____

- 2 Alexa has 25¢. How many of each coin could Alexa have?

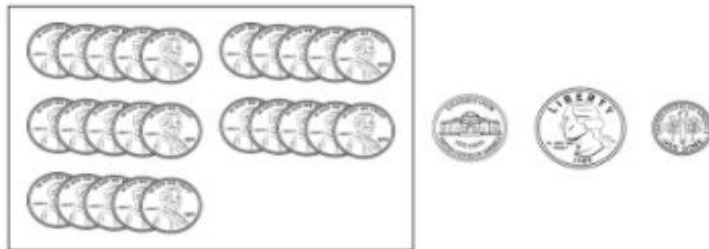


- 3 Circle the coin that has the same value as the group of pennies.




- 4 Travis has 10 cents. What coins could Travis have?
10 _____ or 1 _____

- 5 Circle the coin that has the same value as 25 pennies.



Thursday-ELA

1. Listen to [Enemy Pie](#)
2. On another piece of paper write the numbers 1-4 and answer the following questions about the story:
 - Where did Tom hang up his “enemy list?”
 - What was one ingredient that Tom thought would be in Enemy Pie?
 - What did Tom think would happen when his enemy ate Enemy Pie?
3. Take a picture and send to your teacher on Remind.



Thursday-Letterland/Phonics

Daily Letterland Lesson:

[Letterland \(Click Here\)](#)



Mapping Phonics Lesson:

[What is mapping? \(Click Here\)](#)

[Mapping Lessons \(Click Here\)](#)



Thursday-Math

Today we will practice identifying all 4 coins.

On a separate piece of paper, count each coin and answer the questions at the bottom of the worksheet. Submit your work to your teacher through Remind.

Identify The Coins

Can you tell the difference between a quarter and a nickel? What is different about a penny and a dime? Look at the coins shown below.

Underline all the quarters. Circle all the dimes. Place an **X** on all the nickels. Put a square around all the pennies.



How many quarters did you find? ____ How many nickels did you find? ____
How many dimes did you find? ____ How many pennies did you find? ____

Friday ELA

Click the link below to play quizizz! This one is a comprehension quiz for the story “Corduroy.” If you don’t remember the story, you can click the link on Monday’s slide to hear it again.

[Quizizz link for Corduroy](#)

Friday-Letterland/Phonics

Daily Letterland Lesson:

[Letterland \(Click Here\)](#)



Mapping Phonics Lesson:

[What is mapping? \(Click Here\)](#)

[Mapping Lessons \(Click Here\)](#)



Friday-Math



Today we will work on identifying the coins when they are all mixed up together. Go to the next slide for the worksheet and submit your work to your teacher on Remind.

Click on the quizizz link below to play a game with identifying coins!!

[Quizizz Link on Coins](#)

Look at the Example. Then solve.

Example

Circle the quarters. What is the value of a quarter?



1 quarter = 25 cents

- 1 Place an X on each penny in the Example.
What is the value of a penny?

1 penny = ____ cent

- 2 Name each coin.





- 3 Circle each dime. What is the value of a dime?

1 dime = ____ cents

- 4 Place an X on each nickel. What is the value of a nickel?

1 nickel = ____ cents

- 5 Write the value of each coin.



_____¢

_____¢

_____¢

_____¢